

Scaled data based on original data using
LM-79-08 Approved Method: Electrical and Photometric Measurements of Solid-
State Lighting Products

Test Report Prepared for
Cooper Lighting Solutions
(formerly Eaton)

Brand: McGRAW-EDISON

Report Number: P227575

Luminaire Tested: **ISS-AF-600-LED-E1-T2**

Issue Date: 3/3/2020

Test Information

Test Method: LM-79-08
Report Number: P227575
TEST IS SCALED FROM IESNA LM-79-08 TEST DATA (P29758)
Test Lab: INNOVATION CENTER-P2
Issue Date: 3/3/2020
Manufacturer: COOPER LIGHTING SOLUTIONS (FORMERLY EATON)
Product Line: MCGRAW-EDISON
Catalog Number: ISS-AF-600-LED-E1-T2
Description: IMPACT ELITE LED QUATER SPHERE LUMINAIRE
LIGHT SQUARE WITH ACCULED OPTICS-TYPE II
Light Source: (16) 4000K CCT, 70 CRI LEDs
Ballast/Driver: ELECTRONIC DRIVER

Summary

Lumens per Lamp: N/A
Luminaire Lumens: 3914.8 lumens
Efficiency: N/A
Efficacy: 116.2 lumens/watt
Luminous Opening: Rectangular (W 0.5' x L: 0.5' x H: 0')
IES Classification: Type II - Medium - Non-Cutoff
BUG Rating: B1 - U0 - G1

Input Watts (W): 33.7
Input Voltage (V): 120
Input Current (Ain): NR
Voltage Rise (V): NR
Power Factor: NR
Total Harmonic Distortion (THDi): NR
Frequency (hertz): 60
Stabilization Time: NR
Operation Time: NR
Ambient Temperature (°C): NR
Test Distance: 25 FT

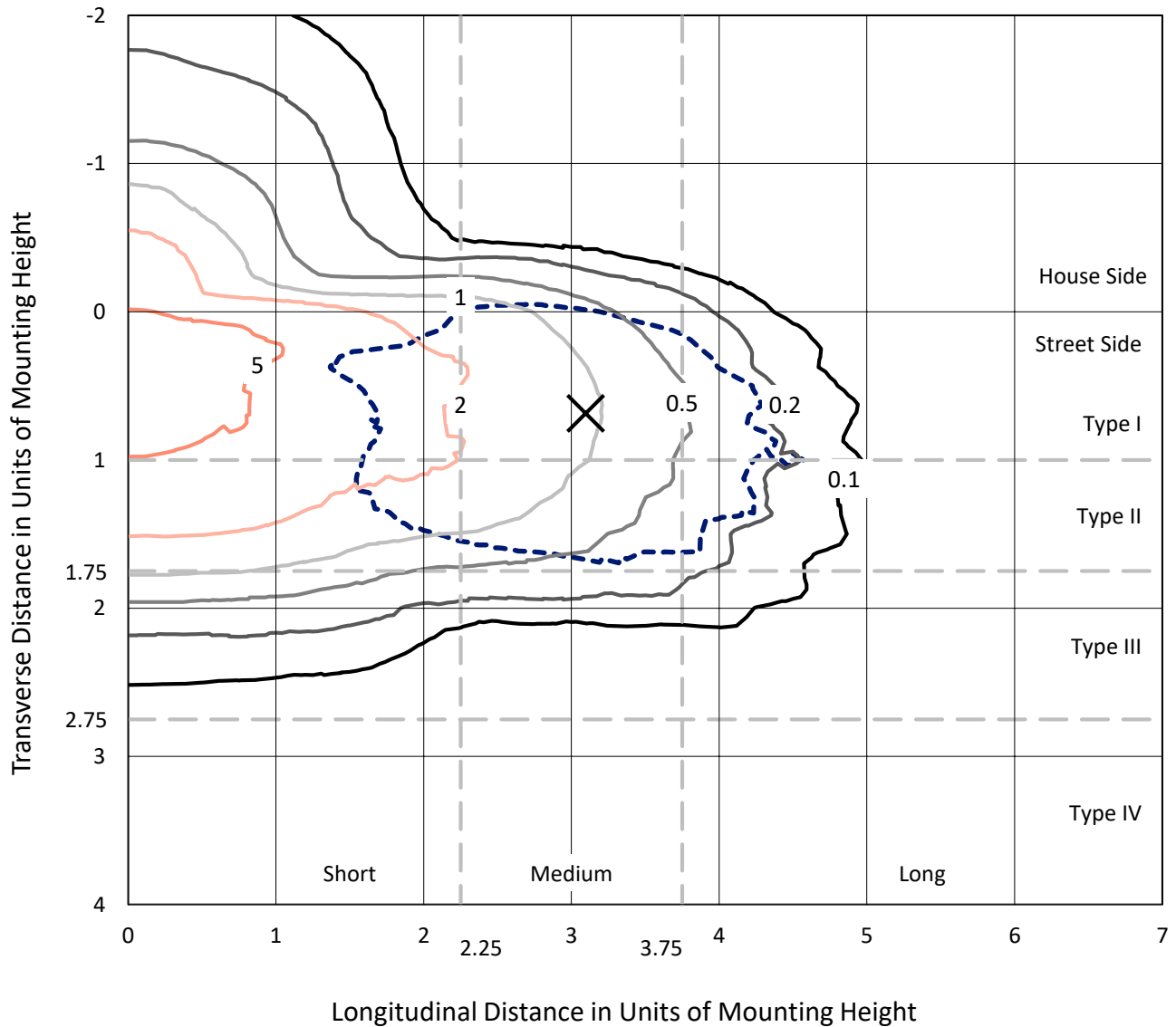


REPORT NUMBER: P227575

CATALOG NUMBER: ISS-AF-600-LED-E1-T2

Iso-Footcandle Lines of Horizontal Illumination

× Max cd
 - - - 1/2 Max cd

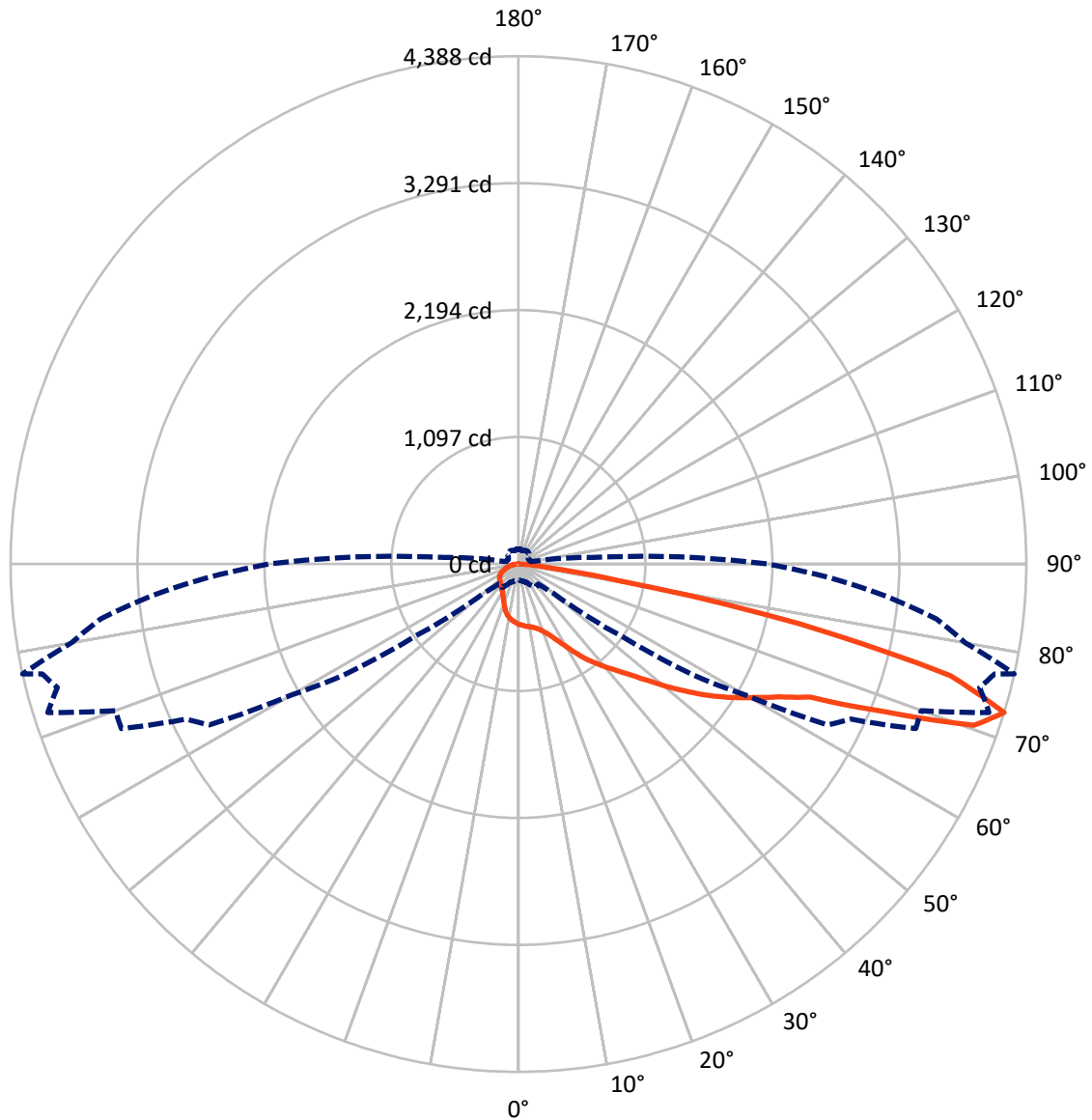


Based on 10 foot mounting height. Maximum calculated value = 6.4 fc
 Type II - Medium - Non-Cutoff

REPORT NUMBER: P227575

CATALOG NUMBER: ISS-AF-600-LED-E1-T2

Luminous Intensity Polar Plot



— Vertical Plane Through 77.5-Deg Lateral - - - Horizontal Cone Through 72.5-Deg Vertical

REPORT NUMBER: P227575

CATALOG NUMBER: ISS-AF-600-LED-E1-T2

FLUX DISTRIBUTION:

		Downward	Upward	Total
House Side	Lumens	648.7	0.0	648.7
	% Fixture	16.6	0.0	16.6
Street Side	Lumens	3266.1	0.0	3266.1
	% Fixture	83.4	0.0	83.4
Total	Lumens	3914.8	0.0	3914.8
	% Fixture	100.0	0.0	100.0

Coefficient of Utilization

ZONAL LUMENS:

Zone	Lumens	% Fixture
0°-10°	48.5	1.2
10°-20°	148.9	3.8
20°-30°	264.3	6.8
30°-40°	418.7	10.7
40°-50°	628.1	16.0
50°-60°	814.0	20.8
60°-70°	924.9	23.6
70°-80°	613.7	15.7
80°-90°	53.7	1.4
90°-100°	0.0	0.0
100°-110°	0.0	0.0
110°-120°	0.0	0.0
120°-130°	0.0	0.0
130°-140°	0.0	0.0
140°-150°	0.0	0.0
150°-160°	0.0	0.0
160°-170°	0.0	0.0
170°-180°	0.0	0.0
0°-90°	3914.8	100.0
0°-180°	3914.8	100.0



REPORT NUMBER: P227575

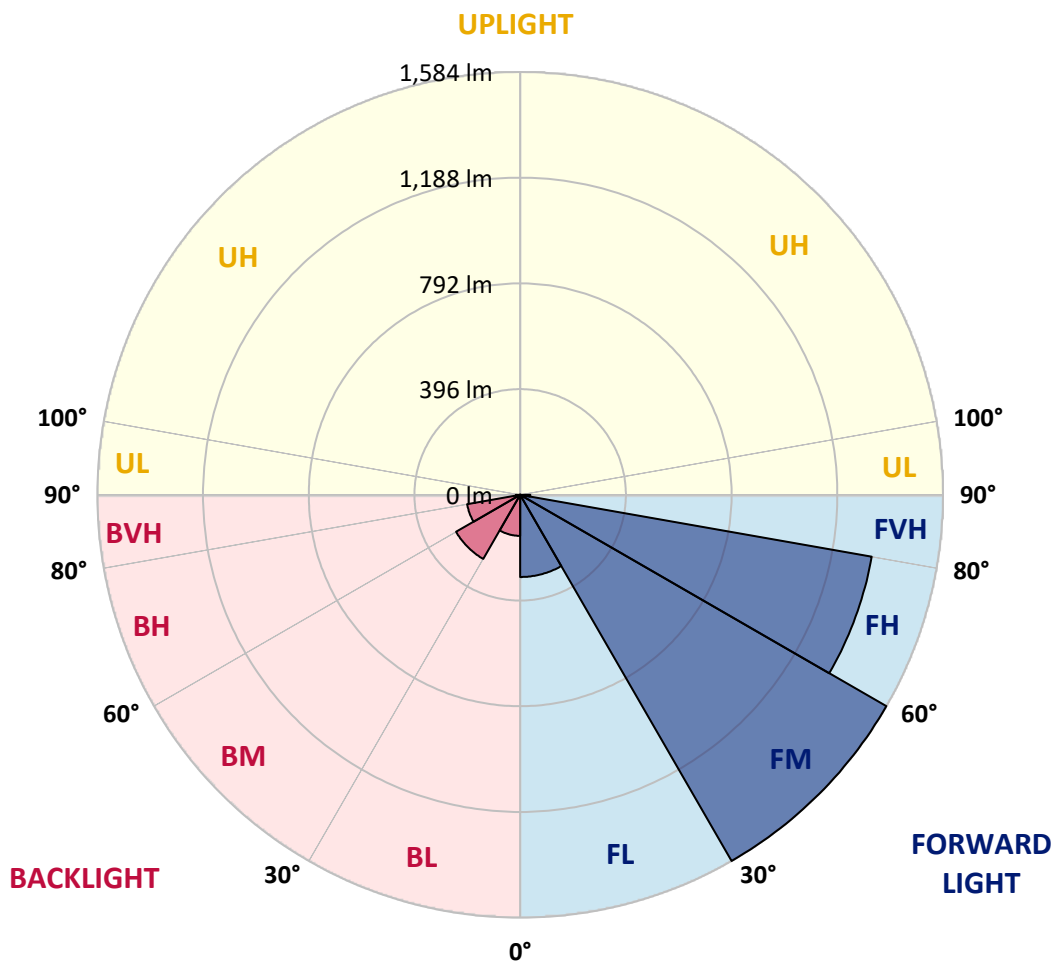
CATALOG NUMBER: ISS-AF-600-LED-E1-T2

LUMINAIRE CLASSIFICATION SYSTEM LUMEN TABLE AND BUG RATING:

Zone		Lumens	% Fixture	Zone Rating/Lumen Limit		
				B	U	G
FL	(0°-30°)	308.0	7.9			
FM	(30°-60°)	1583.7	40.5			
FH	(60°-80°)	1336.9	34.1			G1/1800
FVH	(80°-90°)	37.5	1.0			G1/100
BL	(0°-30°)	153.7	3.9	B1/500		
BM	(30°-60°)	277.1	7.1	B1/1000		
BH	(60°-80°)	201.7	5.2	B1/500		G1/500
BVH	(80°-90°)	16.2	0.4			G1/100
UL	(90°-100°)	0.0	0.0		U0/0	
UH	(100°-180°)	0.0	0.0		U0/0	

BUG Rating: B1-U0-G1

Type II Medium





REPORT NUMBER: P227575

CATALOG NUMBER: ISS-AF-600-LED-E1-T2

CANDELA DISTRIBUTION (FULL):

	0°	5°	15°	25°	35°	37.5°	40°	42.5°	45°	47.5°	50°
0°	522.7	522.7	522.7	522.7	522.7	522.7	522.7	522.7	522.7	522.7	522.7
2.5°	566.3	563.6	562.3	559.7	557.0	555.7	551.8	549.1	553.0	551.8	551.8
5°	608.5	605.9	601.9	597.9	592.7	588.7	584.7	580.7	583.4	580.7	578.2
7.5°	642.8	640.2	634.9	631.0	625.6	620.4	615.1	613.8	611.1	607.2	605.9
10°	662.6	660.0	657.3	654.7	646.8	642.8	636.2	632.3	633.6	628.3	628.3
12.5°	681.1	678.4	677.1	677.1	670.5	666.6	663.9	660.0	662.6	654.7	652.0
15°	698.3	695.6	691.6	695.6	694.3	692.9	691.6	690.3	694.3	686.4	687.7
17.5°	726.0	724.7	716.8	711.5	712.8	716.8	719.3	718.0	718.0	714.1	715.5
20°	769.6	769.6	758.9	749.7	735.2	735.2	736.5	735.2	737.9	740.5	744.4
22.5°	802.5	799.8	796.0	788.0	772.1	758.9	758.9	753.7	757.7	758.9	766.9
25°	844.8	842.1	832.9	832.9	817.0	799.8	797.3	789.3	798.6	781.4	794.6
27.5°	896.2	893.6	881.7	876.5	868.5	847.4	842.1	843.4	852.7	827.6	840.8
30°	961.0	958.3	943.8	929.2	916.1	893.6	891.0	889.7	910.7	881.7	898.9
32.5°	1042.8	1042.8	1026.9	1007.1	980.7	950.3	939.8	941.1	970.2	938.5	967.5
35°	1166.9	1151.0	1122.0	1091.6	1063.9	1028.3	1013.7	1011.1	1037.5	1005.8	1038.8
37.5°	1246.1	1235.5	1209.0	1186.6	1156.2	1122.0	1111.4	1115.3	1137.8	1091.6	1139.2
40°	1317.4	1316.0	1298.8	1284.3	1253.9	1219.7	1232.9	1285.6	1345.0	1255.3	1256.6
42.5°	1364.8	1367.5	1366.2	1367.5	1350.3	1314.7	1337.1	1411.1	1512.6	1459.9	1411.1
45°	1372.7	1382.0	1385.9	1412.4	1429.5	1408.4	1420.3	1498.1	1701.4	1783.2	1562.9
47.5°	1392.5	1401.7	1393.9	1425.6	1504.8	1503.4	1550.9	1579.9	1607.7	1620.9	1787.2
50°	1418.9	1436.1	1428.1	1454.5	1519.3	1556.2	1597.1	1634.1	1611.7	1528.5	1573.4
52.5°	1420.3	1440.1	1483.6	1510.0	1573.4	1565.4	1593.1	1573.4	1607.7	1521.9	1565.4
55°	1304.1	1308.0	1434.8	1568.1	1679.0	1656.6	1639.4	1594.5	1638.1	1531.2	1586.6
57.5°	1120.6	1133.8	1265.8	1490.2	1727.8	1747.6	1742.3	1738.4	1772.7	1630.2	1690.8
60°	918.7	934.6	1059.9	1323.9	1626.2	1677.6	1748.9	1792.5	1880.9	1824.1	1924.5
62.5°	572.9	584.7	723.3	1053.3	1434.8	1536.4	1640.7	1692.2	1820.2	1846.6	2016.8
65°	273.2	277.2	331.3	572.9	1042.8	1234.2	1388.6	1498.1	1655.2	1774.0	2003.7
67.5°	212.5	213.8	233.6	304.9	534.6	662.6	838.2	983.4	1151.0	1475.7	1760.8
70°	170.3	170.3	186.1	224.4	331.3	348.4	393.3	442.2	513.4	774.8	1005.8
72.5°	142.6	142.6	153.1	176.9	245.5	249.5	246.8	242.8	242.8	306.3	390.7
75°	120.1	118.8	125.4	141.3	182.2	187.4	184.7	175.5	165.0	165.0	186.1
77.5°	97.7	97.7	102.9	110.9	132.0	134.6	134.6	126.7	117.4	118.8	128.1
80°	76.5	76.5	80.5	85.8	92.4	91.0	91.0	83.2	76.5	75.2	80.5
82.5°	55.4	56.8	66.0	62.0	59.4	55.4	55.4	54.1	48.8	44.9	47.6
85°	17.2	18.5	31.7	36.9	30.4	25.1	23.7	19.8	21.1	17.2	19.8
87.5°	0.0	0.0	0.0	0.0	1.3	0.0	0.0	0.0	1.3	0.0	1.3
90°	0.0	0.0	0.0	0.0	0.0	0.0	0.0	0.0	0.0	0.0	0.0



REPORT NUMBER: P227575

CATALOG NUMBER: ISS-AF-600-LED-E1-T2

CANDELA DISTRIBUTION (continued):

	52.5°	55°	57.5°	60°	62.5°	65°	67.5°	70°	72.5°	75°	77°
0°	522.7	522.7	522.7	522.7	522.7	522.7	522.7	522.7	522.7	522.7	522.7
2.5°	545.1	547.8	542.5	542.5	535.9	539.8	533.3	534.6	527.9	530.6	530.6
5°	571.5	572.9	566.3	563.6	557.0	557.0	550.4	550.4	541.1	543.8	541.1
7.5°	596.6	596.6	590.0	584.7	578.2	575.5	567.5	563.6	555.7	554.3	550.4
10°	617.8	617.8	608.5	603.2	595.3	591.4	580.7	576.8	567.5	561.0	557.0
12.5°	644.2	641.5	631.0	625.6	612.4	611.1	595.3	592.7	579.5	575.5	568.9
15°	675.9	678.4	661.3	660.0	641.5	640.2	619.1	617.8	597.9	596.6	587.4
17.5°	710.1	715.5	700.9	699.6	677.1	677.1	652.0	650.7	624.3	623.0	611.1
20°	740.5	747.1	737.9	740.5	720.7	722.0	694.3	694.3	657.3	654.7	644.2
22.5°	768.2	781.4	773.5	788.0	768.2	777.4	740.5	747.1	703.5	698.3	682.4
25°	796.0	813.0	810.5	834.2	819.7	835.5	797.3	810.5	753.7	757.7	736.5
27.5°	823.7	846.1	843.4	877.8	872.5	904.2	871.1	885.7	823.7	827.6	803.8
30°	869.8	894.9	885.7	921.4	921.4	972.8	947.8	970.2	901.5	909.4	881.7
32.5°	931.9	961.0	933.2	979.4	976.7	1044.1	1024.3	1062.5	995.2	1005.8	971.5
35°	999.2	1045.4	1000.5	1052.0	1044.1	1114.0	1100.8	1162.9	1091.6	1103.5	1069.2
37.5°	1087.6	1143.0	1083.7	1128.5	1092.9	1173.4	1165.6	1249.9	1177.4	1207.8	1166.9
40°	1191.9	1235.5	1161.6	1199.8	1140.4	1223.6	1210.4	1326.6	1259.3	1308.0	1271.1
42.5°	1288.3	1318.6	1221.0	1268.5	1197.2	1281.7	1257.9	1397.9	1339.8	1414.9	1374.0
45°	1375.4	1409.7	1280.3	1333.1	1253.9	1346.3	1305.4	1466.5	1426.8	1540.4	1499.4
47.5°	1499.4	1449.3	1334.4	1403.1	1314.7	1416.3	1362.2	1547.0	1532.5	1693.5	1645.9
50°	1458.5	1491.6	1379.3	1450.6	1370.1	1494.2	1434.8	1643.4	1647.3	1859.8	1832.1
52.5°	1462.5	1518.0	1413.6	1512.6	1434.8	1602.5	1540.4	1759.5	1778.0	2020.8	1982.6
55°	1486.2	1568.1	1465.2	1598.5	1525.8	1722.5	1679.0	1884.9	1916.6	2172.6	2150.2
57.5°	1545.7	1659.1	1553.6	1727.8	1652.6	1859.8	1820.2	2014.2	2057.8	2324.5	2317.8
60°	1774.0	1908.6	1723.9	1916.6	1816.2	2015.5	1962.7	2150.2	2193.7	2469.6	2486.8
62.5°	2028.7	2262.4	2152.8	2353.5	2088.1	2290.1	2134.4	2317.8	2320.5	2625.4	2679.5
65°	2094.8	2453.8	2547.5	2921.0	2782.4	2989.7	2573.8	2696.7	2538.2	2909.2	2987.0
67.5°	2069.6	2509.2	2769.2	3190.3	3347.4	3709.0	3639.0	3596.9	3229.9	3496.5	3590.3
70°	1519.3	1985.2	2621.4	3049.1	3501.9	3739.4	4115.6	4153.9	4138.0	4101.1	4163.1
72.5°	691.6	1085.0	1774.0	2262.4	3009.5	3169.2	3714.3	3703.8	4263.5	4124.8	4222.5
75°	271.9	418.4	844.8	1263.1	2081.6	2278.2	2896.0	2742.8	3441.1	3237.8	3446.4
77.5°	149.1	187.4	316.8	542.5	1136.5	1240.7	1772.7	1516.6	2134.4	1781.9	1851.8
80°	89.7	112.2	145.2	205.9	483.1	510.9	756.4	609.8	872.5	662.6	642.8
82.5°	48.8	60.8	72.6	101.7	179.5	199.3	261.4	235.0	279.9	239.0	233.6
85°	19.8	26.4	27.7	40.9	59.4	68.6	83.2	89.7	109.6	100.4	97.7
87.5°	0.0	1.3	0.0	2.7	0.0	2.7	0.0	4.0	4.0	6.6	7.9
90°	0.0	0.0	0.0	0.0	0.0	0.0	0.0	0.0	0.0	0.0	0.0



REPORT NUMBER: P227575

CATALOG NUMBER: ISS-AF-600-LED-E1-T2

CANDELA DISTRIBUTION (continued):

	77.5°	80°	82.5°	85°	87.5°	90°	95°	100°	102.5°	105°	107.5°
0°	522.7	522.7	522.7	522.7	522.7	522.7	522.7	522.7	522.7	522.7	522.7
2.5°	526.6	530.6	525.4	525.4	518.7	522.7	518.7	514.7	508.2	509.5	500.2
5°	535.9	538.6	531.9	529.3	525.4	524.1	516.1	508.2	498.9	498.9	488.4
7.5°	545.1	545.1	535.9	535.9	526.6	524.1	512.1	498.9	485.7	484.5	468.6
10°	550.4	549.1	537.3	537.3	524.1	522.7	508.2	488.4	469.9	464.6	442.2
12.5°	561.0	559.7	545.1	542.5	525.4	525.4	504.2	477.8	451.4	442.2	410.5
15°	574.2	575.5	558.3	554.3	534.6	533.3	504.2	464.6	429.0	414.5	376.1
17.5°	595.3	596.6	572.9	568.9	545.1	541.1	505.5	448.8	398.6	382.8	348.4
20°	623.0	619.1	587.4	586.0	554.3	550.4	504.2	425.0	368.3	352.4	322.0
22.5°	657.3	653.4	612.4	608.5	571.5	565.0	502.9	400.0	340.5	323.4	303.6
25°	704.8	699.6	649.4	644.2	597.9	587.4	501.6	373.6	316.8	303.6	291.7
27.5°	764.2	753.7	692.9	687.7	625.6	612.4	496.3	343.2	293.1	283.8	278.5
30°	835.5	826.2	748.4	740.5	662.6	645.5	491.0	315.5	275.9	271.9	267.9
32.5°	920.0	910.7	815.7	806.5	710.1	685.1	481.8	293.1	265.4	265.4	260.0
35°	1008.4	1000.5	888.3	881.7	762.9	730.0	469.9	273.2	256.0	256.0	250.8
37.5°	1087.6	1094.3	967.5	962.3	815.7	774.8	456.7	260.0	248.2	245.5	240.2
40°	1173.4	1189.3	1041.5	1045.4	871.1	822.4	440.9	249.5	239.0	236.3	235.0
42.5°	1260.6	1290.9	1119.3	1133.8	926.6	871.1	429.0	242.8	235.0	229.7	228.3
45°	1368.8	1412.4	1215.7	1243.4	991.2	930.6	425.0	235.0	223.1	216.5	212.5
47.5°	1503.4	1561.5	1334.4	1366.2	1077.1	1001.9	432.9	232.3	215.1	207.2	199.3
50°	1663.1	1718.6	1475.7	1488.9	1173.4	1079.7	450.1	236.3	212.5	200.6	188.7
52.5°	1832.1	1874.4	1624.9	1610.3	1273.8	1156.2	469.9	237.6	205.9	194.1	179.5
55°	2006.3	2030.0	1763.5	1725.2	1364.8	1232.9	496.3	236.3	200.6	187.4	169.0
57.5°	2176.6	2184.5	1886.2	1849.3	1454.5	1323.9	529.3	232.3	192.7	179.5	159.7
60°	2342.9	2356.1	2022.2	1987.8	1552.2	1441.3	576.8	225.7	182.2	172.9	151.8
62.5°	2525.1	2568.6	2184.5	2189.8	1686.8	1624.9	666.6	217.8	171.5	161.0	139.9
65°	2773.2	2939.6	2452.4	2576.5	1945.7	1970.7	838.2	195.4	157.0	143.8	129.4
67.5°	3394.9	3577.1	3103.2	3153.3	2551.4	2402.3	946.4	166.3	138.6	129.4	120.1
70°	4173.6	4043.0	3706.5	3402.8	2905.2	2469.6	832.9	139.9	122.8	117.4	112.2
72.5°	4387.5	3918.9	3641.7	3186.4	2686.1	2154.1	637.5	120.1	109.6	106.9	102.9
75°	3855.6	3177.1	3192.9	2531.7	2226.8	1642.0	435.6	102.9	95.0	93.7	92.4
77.5°	2465.6	1632.7	1987.8	1251.3	1285.6	760.3	212.5	85.8	81.8	81.8	79.2
80°	876.5	543.8	615.1	394.7	359.1	241.5	114.9	68.6	66.0	67.3	66.0
82.5°	262.7	208.6	204.6	159.7	124.1	101.7	63.3	52.8	50.1	51.5	48.8
85°	105.6	81.8	68.6	52.8	43.6	39.6	34.3	35.6	31.7	34.3	30.4
87.5°	6.6	5.3	4.0	5.3	0.0	2.7	6.6	5.3	1.3	5.3	4.0
90°	0.0	0.0	0.0	0.0	0.0	0.0	0.0	0.0	0.0	0.0	0.0



REPORT NUMBER: P227575

CATALOG NUMBER: ISS-AF-600-LED-E1-T2

CANDELA DISTRIBUTION (continued):

	110°	112.5°	115°	117.5°	120°	122.5°	125°	127.5°	130°	135°	145°
0°	522.7	522.7	522.7	522.7	522.7	522.7	522.7	522.7	522.7	522.7	522.7
2.5°	506.9	497.7	501.6	497.7	500.2	492.3	495.0	488.4	488.4	487.0	480.5
5°	489.7	480.5	479.2	469.9	471.2	460.6	459.3	447.4	447.4	436.9	417.1
7.5°	466.0	451.4	450.1	431.6	430.3	415.8	410.5	397.3	396.0	384.1	372.3
10°	435.6	413.2	409.2	385.4	386.8	370.9	369.6	360.4	360.4	355.1	355.1
12.5°	401.3	376.1	373.6	355.1	356.4	345.9	347.2	341.9	344.5	347.2	356.4
15°	369.6	349.7	347.2	335.2	336.6	334.0	337.9	337.9	341.9	348.4	364.3
17.5°	343.2	326.0	327.3	322.0	327.3	326.0	334.0	332.7	340.5	348.4	368.3
20°	319.5	310.2	314.1	312.8	319.5	319.5	326.0	327.3	334.0	344.5	366.9
22.5°	303.6	301.0	304.9	304.9	310.2	311.5	318.1	322.0	326.0	336.6	356.4
25°	294.3	293.1	297.0	298.3	302.3	303.6	310.2	310.2	316.8	323.4	334.0
27.5°	281.1	278.5	283.8	283.8	289.1	287.8	295.6	293.1	299.6	302.3	304.9
30°	271.9	267.9	271.9	270.6	274.6	270.6	274.6	270.6	274.6	274.6	270.6
32.5°	262.7	258.7	260.0	254.7	258.7	253.4	254.7	249.5	252.2	249.5	250.8
35°	253.4	248.2	248.2	241.5	241.5	235.0	237.6	232.3	237.6	241.5	240.2
37.5°	240.2	236.3	236.3	231.0	233.6	231.0	236.3	233.6	235.0	229.7	220.4
40°	232.3	235.0	233.6	237.6	235.0	231.0	227.0	219.1	217.8	215.1	209.9
42.5°	220.4	223.1	216.5	221.8	217.8	219.1	216.5	212.5	209.9	207.2	201.9
45°	203.3	203.3	197.9	205.9	201.9	209.9	207.2	207.2	204.6	200.6	196.7
47.5°	188.7	190.1	184.7	191.4	188.7	199.3	197.9	201.9	201.9	199.3	188.7
50°	179.5	176.9	172.9	179.5	178.2	187.4	188.7	196.7	195.4	196.7	187.4
52.5°	171.5	166.3	162.3	166.3	166.3	174.2	176.9	186.1	187.4	190.1	184.7
55°	162.3	155.8	153.1	155.8	155.8	163.7	167.7	174.2	178.2	186.1	183.5
57.5°	154.5	145.2	142.6	145.2	146.5	154.5	158.4	165.0	170.3	180.9	179.5
60°	145.2	137.3	134.6	138.6	139.9	147.8	151.8	158.4	162.3	174.2	174.2
62.5°	134.6	128.1	128.1	129.4	132.0	139.9	142.6	151.8	153.1	167.7	169.0
65°	125.4	121.4	121.4	122.8	125.4	132.0	133.3	142.6	143.8	158.4	162.3
67.5°	117.4	114.9	114.9	116.1	117.4	122.8	124.1	133.3	136.0	149.1	155.8
70°	109.6	106.9	105.6	105.6	109.6	113.5	116.1	125.4	126.7	138.6	146.5
72.5°	100.4	97.7	97.7	96.4	100.4	102.9	108.2	113.5	116.1	128.1	133.3
75°	91.0	88.5	88.5	87.2	89.7	95.0	96.4	101.7	102.9	113.5	118.8
77.5°	79.2	76.5	76.5	76.5	79.2	80.5	81.8	87.2	89.7	99.0	104.2
80°	66.0	63.3	64.7	63.3	67.3	62.0	66.0	71.3	74.0	79.2	76.5
82.5°	50.1	46.2	47.6	47.6	48.8	44.9	47.6	50.1	52.8	56.8	55.4
85°	31.7	27.7	30.4	27.7	30.4	26.4	29.1	29.1	31.7	29.1	27.7
87.5°	6.6	2.7	6.6	2.7	7.9	0.0	4.0	0.0	2.7	1.3	0.0
90°	0.0	0.0	0.0	0.0	0.0	0.0	0.0	0.0	0.0	0.0	0.0



REPORT NUMBER: P227575

CATALOG NUMBER: ISS-AF-600-LED-E1-T2

CANDELA DISTRIBUTION (continued):

	155°	165°	175°	180°
0°	522.7	522.7	522.7	522.7
2.5°	473.8	468.6	466.0	464.6
5°	406.5	397.3	394.7	392.0
7.5°	365.6	362.9	362.9	361.7
10°	357.7	361.7	362.9	362.9
12.5°	366.9	373.6	378.8	378.8
15°	378.8	390.7	397.3	397.3
17.5°	388.1	403.9	410.5	411.8
20°	389.3	405.2	414.5	415.8
22.5°	377.5	388.1	394.7	394.7
25°	347.2	352.4	356.4	356.4
27.5°	308.8	307.5	306.3	311.5
30°	269.2	266.6	261.4	266.6
32.5°	254.7	245.5	232.3	236.3
35°	232.3	229.7	223.1	224.4
37.5°	224.4	246.8	245.5	246.8
40°	215.1	242.8	241.5	244.2
42.5°	207.2	223.1	207.2	208.6
45°	192.7	199.3	186.1	186.1
47.5°	186.1	183.5	178.2	176.9
50°	180.9	180.9	178.2	175.5
52.5°	176.9	174.2	183.5	182.2
55°	171.5	169.0	175.5	175.5
57.5°	167.7	161.0	171.5	171.5
60°	163.7	157.0	167.7	167.7
62.5°	161.0	153.1	166.3	165.0
65°	157.0	149.1	166.3	163.7
67.5°	151.8	141.3	163.7	159.7
70°	141.3	132.0	154.5	143.8
72.5°	130.6	120.1	132.0	122.8
75°	114.9	105.6	106.9	105.6
77.5°	96.4	85.8	83.2	84.5
80°	72.6	66.0	63.3	63.3
82.5°	52.8	44.9	46.2	38.3
85°	23.7	17.2	13.2	13.2
87.5°	0.0	0.0	0.0	0.0
90°	0.0	0.0	0.0	0.0

(END OF REPORT)